


管道阀、旋转接头 产品系列



www.cncuca.com


浙江库卡气动有限公司

BLC




型号	K	ΦD	C	T	M	H(外径)	g(重量)
BLC4-01	47	4	53.5	8	1/8=9.5	15	36.4
BLC4-02	47	4	56.2	9.5	1/4=13	15	40
BLC4-03	47	4	57	10	3/8=16.3	17	44.7
BLC6-01	48	6	53.5	8	1/8=9.5	15	37
BLC6-02	48	6	56.2	9.5	1/4=13	15	40.8
BLC6-03	48	6	57	10	3/8=16.3	17	45.2
BLC8-01	48.5	8	53.5	8	1/8=9.5	15	35.5
BLC8-02	48.5	8	56.2	9.5	1/4=13	15	39.5
BLC8-03	48.5	8	57	10	3/8=16.3	17	43.8
BLC8-04	48.5	8	60.2	14	1/2=20.5	21	64.4
BLC10-02	58.5	10	68.5	10	1/4=13	21	87.6
BLC10-03	58.5	10	69	10	3/8=16.3	21	90.3
BLC10-04	58.5	10	72.2	14	1/2=20.5	21	106
BLC12-02	59	12	68.5	10	1/4=13	21	84.2
BLC12-03	59	12	69	10	3/8=16.3	21	86.6
BLC12-04	59	12	72.2	14	1/2=20.5	21	102

BC




型号	K	ΦD	C	T	M	H(外径)	g(重量)
BC4-01	60	4	32	8	1/8=9.5	15	36.4
BC4-02	63	4	32	9.5	1/4=13	15	40
BC4-03	64	4	32	10	3/8=16.3	17	44.7
BC6-01	61	6	32	8	1/8=9.5	15	37
BC6-02	65	6	32	9.5	1/4=13	15	40.8
BC6-03	65	6	32	10	3/8=16.3	17	45.2
BC8-01	62	8	32	8	1/8=9.5	15	35.5
BC8-02	65	8	32	9.5	1/4=13	15	39.5
BC8-03	66	8	32	10	3/8=16.3	17	43.8
BC8-04	69	8	34.6	14	1/2=20.5	21	64.4
BC10-02	70	10	41	9.5	1/4=13	21	87.6
BC10-03	80	10	41	10	3/8=16.3	21	90.3
BC10-04	82	10	41	14	1/2=20.5	21	106
BC12-02	79	12	41	9.5	1/4=13	21	84.2
BC12-03	80	12	41	10	3/8=16.3	21	86.6
BC12-04	83	12	41	14	1/2=20.5	21	102

BL




型号	K	ΦD	C	H (外径)	g (重量)
BL4	47	4	51.6	14.6	32
BL6	48	6	53	14.6	33
BL8	48.5	8	53.5	14.6	33
BL10	58.5	10	64.3	20.8	77
BL12	59	12	65.8	20.8	72

BUC



型号	K	ΦD	C	H (外径)	g (重量)
BUC4	51.5	4	32	14.6	32
BUC6	52.5	6	32	14.6	33
BUC8	53.5	8	32	14.6	33
BUC10	72	10	41.5	20.8	77
BUC12	72	12	41.5	20.8	72

HVFF




型号	K	ΦD	C	g (重量)
HVFF4	42	4	49	18.3
HVFF6	42	6	50	18.7
HVFF8	42	8	52	20
HVFF10	46	10	62	36
HVFF12	62	12	46	38

NRC



型号	K	ΦD	C	T	M	H(外径)	g(重量)
NRC4-M5	13.5	4	44.4	4	5	8	12.5
NRC4-01	13.5	4	48	6.5	1/8=9.7	12	17.4
NRC6-M5	13.5	6	48	3.5	5	14	22
NRC6-01	13.5	6	50.3	7	1/8=9.7	14	21.6
NRC6-02	13.5	6	52.3	7	1/4=12.7	14	23.2
NRC8-01	15.2	8	50.7	7	1/8=9.7	14	21.6
NRC8-02	15.2	8	52.8	8	1/4=12.7	14	23.2
NRC8-03	18.5	8	53.8	8	3/8=16	17	34.5
NRC10-02	18.5	10	55.8	8	1/4=12.7	17	36.3
NRC10-03	18.5	10	56.3	9	1/8=16	17	43
NRC12-03	21.4	12	60.5	9	3/8=16	17	44.8
NRC12-04	21.4	12	63	11	1/2=20	21	51

NRL



型号	K	ΦD	C	T	M	H(外径)	g(重量)
NRL4-M5	26.6	4	35.8	4	5	8	13
NRL4-01	26.6	4	39.6	7	1/8=9.7	12	18
NRL6-M5	26.6	6	40	3.5	5	14	21.5
NRL6-01	26.6	6	41.7	6.5	1/8=9.7	14	21.5
NRL6-02	26.6	6	43.7	8	1/4=12.7	14	22.7
NRL8-01	30	8	42.2	7	1/8=9.7	14	22.3
NRL8-02	30	8	44.6	9	1/4=12.7	14	23.6
NRL8-03	30	8	46	9	3/8=16	17	34
NRL10-02	34.8	10	49.4	8	1/4=12.7	17	37.6
NRL10-03	34.8	10	50	9	1/8=16	17	45
NRL12-03	40.2	12	56.2	9	3/8=16	17	57
NRL12-04	43.6	12	59.2	11	1/2=20	21	52.3